

Madoc Drinking Water System Annual Water Report

Reporting period of January 1, 2022 – December 31, 2022

Prepared For: Corporation of the Municipality of Centre Hastings

Prepared By:



Ontario Clean Water Agency
Agence Ontarienne Des Eaux

This report has been prepared to satisfy the annual reporting requirements of the Provincial Regulations and Guidelines established by the Ministry of the Environment in the Province of Ontario including the section 11 and Schedule 22 reports identified in O.Reg 170/03, Drinking Water Systems Regulation and the Permit to Take Water Reports identified in O.Reg 387/04, Water Taking and Transfer Regulation.

Table of Contents

Compliance Report Card	3
Report Availability.....	3
Quality Control Measures	4
System Process Description	4
Raw Source.....	4
Treatment	4
Treatment Chemicals used during the reporting year:	5
Summary of Non-Compliance.....	5
Non-Compliance Identified in a Ministry Inspection:.....	5
Adverse Water Quality Incidents.....	5
Non-Compliance	6
Flows	6
Raw Water Flows	6
Regulatory Sample Results Summary	7
Microbiological Testing.....	8
Operational Testing.....	8
Additional Legislated Samples	9
Lead Sampling.....	9
Inorganic Parameters.....	10
Organic Parameters	11
Maintenance Summary.....	13
Maintenance Highlights	14
QEMS.....	14
Water Taking and Transfer Data.....	14

Compliance Report Card

Drinking Water System Number:	220001575
System Owner:	Corporation of the Municipality of Centre Hastings
Operating Authority:	Ontario Clean Water Agency
Drinking Water System Category:	Large Municipal Residential
Reporting Period:	January 1, 2022 – December 31, 2022

Report Availability

Population Served:	< 10,000
Website where the annual report can be viewed by the public:	www.centrehastings.com
Alternate location where annual report will be available for inspection and is free of charge:	Municipal Office
How are system users notified that the annual report is available and is free of charge?	Public access/notice via Municipal Website
Number of Designated Facilities served:	None
Has a copy of this report been provided to all Designated Facilities?	N/A
Number of Interested Parties reported to:	N/A
Has a copy of this report been provided to all Interested Parties?	N/A
The following Drinking-Water Systems receive drinking water from this system:	N/A
Has a copy of this report been provided to connected owners?	N/A

Event Summary	# of Events	Date	Details
Ministry of Environment Inspections	2	Jan 6 2022 Nov 23 2022	Announced- No Non-Compliances or Best Management Practices were identified, 100.00% Inspection Risk Rating. Unannounced- No Non-Compliances identified, one Best Management Practice identified. Inspection Risk Rating to follow.
Ministry of Labour Inspections	0		
DWQMS Audits	1	Jun 3, 2022	Re-Accreditation Audit performed by SAI Global
AWQI's	2	Mar 1 2022 May 25 2022	Total Coliforms present in a Treated Water sample Derecho weather event caused a power outage and the distribution chlorine continuous monitoring was disrupted for a short period of time
Non-Compliance	0		
Community Complaints	0		
Spills	0		

Quality Control Measures

Corporation of the Municipality of Centre Hastings facilities are part of OCWA's operational Trent Valley Hub. The facilities are supported by hub, regional and corporate resources. Operational Services are delivered by OCWA staff that live and work in the surrounding area. OCWA operates facilities in compliance with applicable regulations. The facility has comprehensive manuals detailing operations, maintenance, instrumentation, and emergency procedures. All procedures are treated as active documents, with annual reviews.

OCWA has additional "Value Added" and operational support services that Corporation of the Municipality of Centre Hastings benefits from including:

- Access to a network of operational compliance and support experts at the regional and corporate level, as well as affiliated programs that include the following:
 - Quality & Environmental Management System, Occupational Health & Safety System and an internal compliance audit system.
 - PDM (WISKI) facility operating information repository, which consolidates field data, online instrumentation, and electronic receipt of lab test results for reporting, tracking and analysis.
 - Work Management System (WMS) tracks and reports maintenance activities, and creates predictive and preventative reports.
 - Wonderware wide-area SCADA system allows for process optimization and data logging, process trending, remote alarming and optimization of staff time.
- Client reporting which includes operational data, equipment inventory, financial statements, maintenance work orders, and capital status reports
- Site-Specific Contingency Plans and Standard Operating Procedures
- Use of accredited laboratories
- Access to a network of operational compliance and support experts at the hub, region and corporate level
- Additional support in response to unusual circumstances, and extra support in an emergency.
- Use of sampling schedules for external laboratory sampling

System Process Description

Raw Source

Raw water source for the Madoc Drinking Water System are two groundwater wells. The Rollins Well (Well 3) is considered the main water supply well, while the Marmora Well (Well 4) is proposed as a secondary standby well.

Treatment

Madoc Drinking Water System is a two well supply system, Well # 3– Rollins Street and Well #4 – Marmora Street. Both wells are considered to be groundwater under the direct influence of surface water (GUDI).

Well #3 treatment system consists of a dual train cartridge filtration system and an ultraviolet light system for primary treatment and sodium hypochlorite as the secondary disinfectant. Well #3 is equipped with on-line alarmed continuous analyzers for treated water free chlorine residual and turbidity.

The Well #4 treatment system consists of a dual train cartridge filtration system and an ultraviolet light system along with an arsenic removal system. The primary disinfection process consists of the cartridge filtration system and ultraviolet system while sodium hypochlorite is the secondary disinfectant. Well #4 is equipped with on-line alarmed continuous analyzers for treated water free chlorine residual and turbidity.

Distribution free chlorine residual is continuously monitored with an on-line alarmed chlorine analyzer. Both facilities contain a well pump lock out system in the case disinfection failure.

Well #2 was decommissioned in August 2020 and is no longer operational.

Treatment Chemicals used during the reporting year:

Chemical Name	Use	Supplier
Sodium Hypochlorite	Disinfection	Jutzi & Brenntag

Summary of Non-Compliance

Non-Compliance Identified in a Ministry Inspection:

Ministry of Environment Inspection Rating: 100.00%

Legislation	requirement(s) system failed to meet	duration of the failure (i.e. date(s))	Corrective Action	Status
N/A				

Adverse Water Quality Incidents

Date	AWQI #	Cause			Corrective Action Taken
		Parameter	Result	Exceedance of	
May 21 st , 2022	158451	Operational	N/A	N/A	The Derecho weather event caused a major power outage in the Municipality of Centre Hastings. The Distribution Chlorine Continuous Online Analyzer lost power and was offline from May 21 st 2022 @15:10 to 20:00. A bacteriological sample was taken in distribution and came back with 0 cfu/100mL for both TC and E. Coli.
March 1 st , 2022	157904	Microbiological	70 cfu/100mL	Total Coliform	Re-samples were taken the evening of March 1 st for both Treated Water and Distribution and a second set of samples were taken on the evening of March 2 nd . Both sets of microbiological samples came back with 0 cfu/100mL for TC and E. Coli.

Non-Compliance

Legislation	requirement(s) system failed to meet	duration of the failure	Corrective Action	Status
N/A				

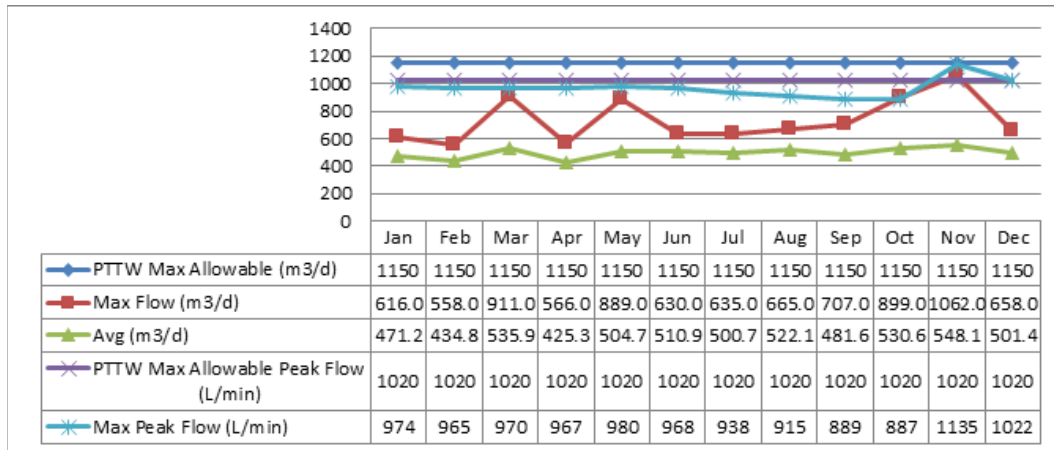
Flows

The Madoc Drinking Water System has a rated capacity for Rollins Street Pump house - 1,469m³/day and Marmora Street Pump house – 1,470m³/day. Additional flow data can be found under the Water Taking and Transfer Data.

Raw Water Flows

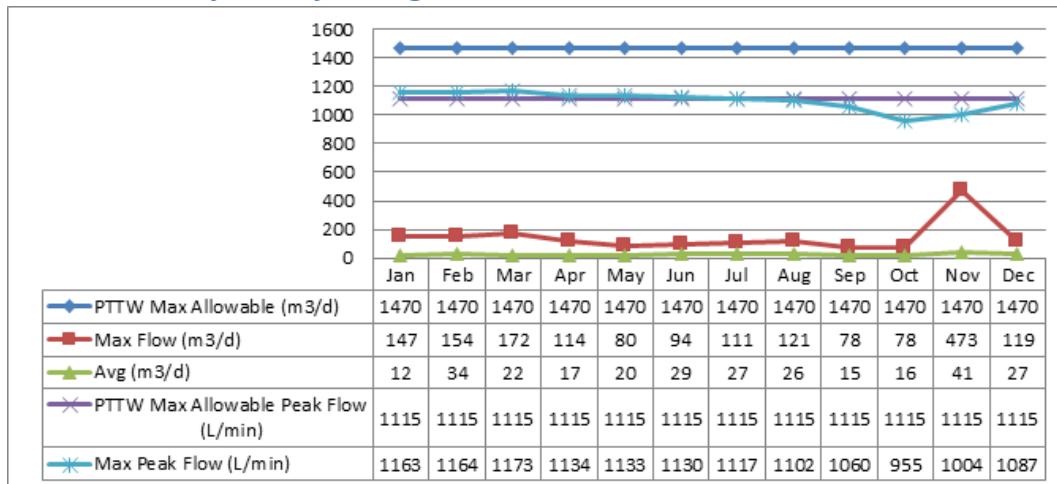
The Raw Water flows are regulated under the Permit to Take Water.

Raw Water Volume Taken: RW3



The above table shows there were spikes in instantaneous peak flow rate (L/min) and max flow rate these occurrences were caused during pump start-up/pump to waste. The Peak Flow rate increased in November 2022 due to the maintenance that followed the Well #3 pump failure event.

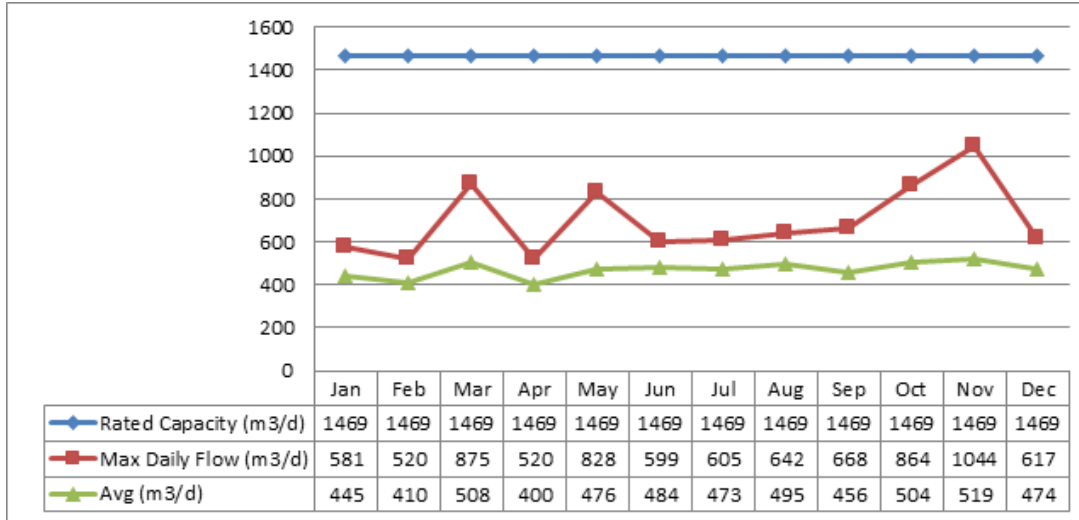
Raw Water Daily Rate of Taking: RW4



The above table shows there were spikes in instantaneous peak flow rate (L/min) and max flow rate these occurrences were caused during pump start-up/pump to waste.

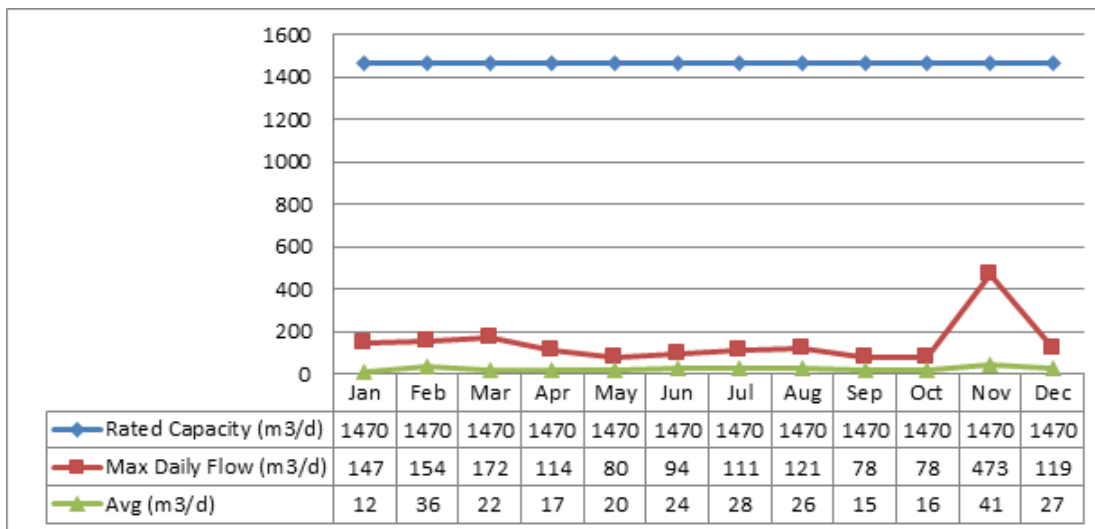
Treated Water Flows - TW3

The Treated Water flows are regulated under the Municipal Drinking Water License.



Treated Water Flows - TW4

The Treated Water flows are regulated under the Municipal Drinking Water License.



Regulatory Sample Results Summary

- RW3 = Raw Water Well 3
- TW3 = Treated Water Well 3
- RW4 = Raw Water Well 4
- TW4 = Treated Water Well 4
- DW = Distribution Water

Microbiological Testing

Location	Number of Samples	E. Coli Results (min) - (max)	Total Coliform Results (min) – (max)	Number of HPC Samples	HPC Results (min) - (max)
Raw – RW3	54	0 – 7	0 – 480	~	~
Raw – RW4	51*	0 – 1	0 – 19	~	~
Treated - TW3	55	0 - 0	0 – 70	52	0 –14
Treated- TW4	51*	0 - 0	0 - 0	52	0 – 3
Distribution - DW	155	0 - 0	0 - 0	152	0 – 7

* Due to the Derecho Weather event over the May long weekend a power outage extended into the week and thus Well#4 remained offline and no Bacteriological sample was taken until the following week upon the power being restored.

Operational Testing

On-Line

Parameter	Range of Results (min # - max #)
Turbidity, Well #3 Filter Effluent Train # 1 (NTU)	0.00 – 1.99 NTU*
Turbidity, Well #3 Filter Effluent Train # 2 (NTU)	0.00 – 1.99 NTU*
Chlorine, Well #3 Treated	0.00 – 4.97 mg/L*
Total Chlorine, Distribution	0.00 – 4.91 mg/L*
Free Chlorine, Distribution	0.00 – 4.99 mg/L*
Turbidity, Well #4 Filter Effluent Train # 1 (NTU)	0.00 – 4.99 NTU*
Turbidity, Well #4 Filter Effluent Train # 2 (NTU)	0.00 – 4.99 NTU*
Chlorine, Well #4 Treated	0.00 – 4.99 mg/L*
Distribution Total Chlorine	0.00-4.91 mg/L*

* Instrument spikes and dips recorded by on-line instrumentation were a result of air bubbles and various maintenance and calibration activities. Power interruptions may also cause an instrument reading to drop to zero. All events are reviewed for compliance with O. Reg. 170/03 and if warranted, are reported to the Ministry of Environment as Adverse Water Quality Incidents.

In-House

Parameter	# of grab samples taken	Range of Results (min # - max #)
Raw Water Turbidity grabs - Well 3	12	0.07 – 0.27 NTU
Raw Water UVT grabs – Well 3	12	93.40 – 96.10 %
Raw Water Turbidity grabs - Well 4	12	0.11 – 0.38 NTU
Raw Water UVT grabs – Well 4	12	90.00 – 96.40 %
Well #3 Treated Water Free Chlorine	54	1.88 – 3.1 mg/L
Well #4 Treated Water Free Chlorine	51*	1.35 – 3.00 mg/L
Distribution Free Chlorine	155	0.71 – 2.9 mg/L

* Due to the Derecho Weather event over the May long weekend a power outage extended into the week and thus Well#4 remained offline and inoperable.

Additional Legislated Samples

Date of Legal Instrument issued	Parameter	Sample Location	# of grab samples taken	Range of Results (min # - max #)
MDWL : 153-101 Drinking Water Health Related Parameters	Antimony (ug/L)	RW 3	1	0.00-0.00
		RW 4	4	0.60
		TW 3	1	0.90
		TW 4	4	0.60
	Arsenic (ug/L)	RW 4	12	1.1-10.1
		TW 4	12	0.2-1.4
Additional Samples	Fluoride	TW	Fluoride is not used at this facility	

Lead Sampling

The Lead Sampling Program is required under O.Reg 170/03. This system qualified for the plumbing exemption. This facility is on a reduced sampling schedule and lead is sampled every 36 months, the last samples were taken in 2021.

Location	Date	Lead (ug/L)	pH	Alkalinity (mg/L) as CaCO3
<i>Limits/Ranges</i>		10.0	6.5-8.5	30-500
Hydrant #82	05-Apr-22	--	7.81	288
Hydrant #99	05-Apr-22	--	7.82	285
Hydrant #82	03-Oct-22	--	8.04	324
Hydrant #99	03-Oct-22	--	8.12	316

Inorganic Parameters

- MAC = Maximum Allowable Concentration as per O.Reg 169/03
- BDL = Below the laboratory detection level
- Fluoride and Sodium are only required to be tested every 60 months.

Parameter	Sample Date	Result Value	MAC	Exceedance	
				MAC	½ MAC
Antimony: Sb (ug/L) - TW3	2022/03/14	0.9	6.0	No	No
Antimony: Sb (ug/L) - TW4	2022/10/11	<MDL 0.6	6.0	No	No
Arsenic: As (ug/L) - TW3	2022/03/14	2.5	10.0	No	No
Arsenic: As (ug/L) - TW4	2022/12/05	<MDL 0.2	10.0	No	No
Barium: Ba (ug/L) - TW3	2022/03/14	157.0	1000.0	No	No
Barium: Ba (ug/L) - TW4	2022/03/14	78.1		No	No
Boron: B (ug/L) - TW3	2022/03/14	25.0	5000.0	No	No
Boron: B (ug/L) - TW4	2022/03/14	18.0		No	No
Cadmium: Cd (ug/L) - TW3	2022/03/14	0.148	5.0	No	No
Cadmium: Cd (ug/L) - TW4	2022/03/14	0.004		No	No
Chromium: Cr (ug/L) - TW3	2022/03/14	0.28	50.0	No	No
Chromium: Cr (ug/L) - TW4	2022/03/14	0.27		No	No
Mercury: Hg (ug/L) - TW3	2022/03/14	<MDL 0.01	1.0	No	No
Mercury: Hg (ug/L) - TW4	2022/03/14	<MDL 0.01		No	No
Selenium: Se (ug/L) - TW3	2022/03/14	0.39	50.0	No	No
Selenium: Se (ug/L) - TW4	2022/03/14	0.26		No	No
Uranium: U (ug/L) - TW3	2022/03/14	0.933	20.0	No	No
Uranium: U (ug/L) - TW4	2022/03/14	0.344		No	No
Additional Inorganics					
Nitrite (mg/L) - TW3	2022/01/10	<MDL 0.003	1.0	No	No
Nitrite (mg/L) - TW3	2022/04/05	<MDL 0.003	1.0	No	No
Nitrite (mg/L) - TW3	2022/07/04	<MDL 0.003	1.0	No	No
Nitrite (mg/L) - TW3	2022/10/11	<MDL 0.003	1.0	No	No
Nitrite (mg/L) - TW4	2022/01/10	<MDL 0.003	1.0	No	No
Nitrite (mg/L) - TW4	2022/04/05	<MDL 0.003	1.0	No	No
Nitrite (mg/L) - TW4	2022/07/04	<MDL 0.003	1.0	No	No
Nitrite (mg/L) - TW4	2022/10/11	<MDL 0.003	1.0	No	No
Nitrate (mg/L) - TW3	2022/01/10	2.32	10.0	No	No
Nitrate (mg/L) - TW3	2022/04/05	1.52	10.0	No	No
Nitrate (mg/L) - TW3	2022/07/04	2.37	10.0	No	No
Nitrate (mg/L) - TW3	2022/10/11	1.49	10.0	No	No

Nitrate (mg/L) - TW4	2022/01/10	0.767	10.0	No	No
Nitrate (mg/L) - TW4	2022/04/05	0.385	10.0	No	No
Nitrate (mg/L) - TW4	2022/07/04	1.68	10.0	No	No
Nitrate (mg/L) - TW4	2022/10/11	2.76	10.0	No	No
60 Month Sampling					
Sodium(mg/L)-TW3	2018/07/25	63.7	20.0	Yes	Yes
Fluoride(mg/L)-TW3	2018/06/25	0.45	1.50	No	No

*There is no "MAC" for Sodium. The aesthetic objective for sodium in drinking water is 200 mg/L. The local Medical Officer of Health should be notified when the sodium concentration exceeds 20 mg/L so that this information may be communicated to local physicians for their use with patients on sodium restricted diets.

Organic Parameters

- MAC = Maximum Allowable Concentration as per O.Reg 169/03
- BDL = Below the laboratory detection level

Parameter	Sample Date	Result Value	MAC	Exceedance	
				MAC	½ MAC
Alachlor (ug/L) - TW3	2022/03/14	<MDL 0.02	5.0	No	No
Alachlor (ug/L) - TW4	2022/03/14	<MDL 0.02	5.0	No	No
Atrazine + N-dealkylated metabolites (ug/L) - TW3	2022/03/14	<MDL 0.01	5.0	No	No
Atrazine + N-dealkylated metabolites (ug/L) - TW4	2022/03/14	<MDL 0.01	5.0	No	No
Azinphos-methyl (ug/L) - TW3	2022/03/14	<MDL 0.05	20.0	No	No
Azinphos-methyl (ug/L) - TW4	2022/03/14	<MDL 0.05	20.0	No	No
Benzene (ug/L) - TW3	2022/03/14	<MDL 0.32	1.0	No	No
Benzene (ug/L) - TW4	2022/03/14	<MDL 0.32	1.0	No	No
Benzo(a)pyrene (ug/L) - TW3	2022/03/14	<MDL 0.004	0.01	No	No
Benzo(a)pyrene (ug/L) - TW4	2022/03/14	<MDL 0.004	0.01	No	No
Bromoxynil (ug/L) - TW3	2022/03/14	<MDL 0.33	5.0	No	No
Bromoxynil (ug/L) - TW4	2022/03/14	<MDL 0.33	5.0	No	No
Carbaryl (ug/L) - TW3	2022/03/14	<MDL 0.05	90.0	No	No
Carbaryl (ug/L) - TW4	2022/03/14	<MDL 0.05	90.0	No	No
Carbofuran (ug/L) - TW3	2022/03/14	<MDL 0.01	90.0	No	No
Carbofuran (ug/L) - TW4	2022/03/14	<MDL 0.01	90.0	No	No
Carbon Tetrachloride (ug/L) - TW3	2022/03/14	<MDL 0.17	2.0	No	No
Carbon Tetrachloride (ug/L) - TW4	2022/03/14	<MDL 0.17	2.0	No	No
Chlorpyrifos (ug/L) - TW3	2022/03/14	<MDL 0.02	90.0	No	No
Chlorpyrifos (ug/L) - TW4	2022/03/14	<MDL 0.02	90.0	No	No
Diazinon (ug/L) - TW3	2022/03/14	<MDL 0.02	20.0	No	No
Diazinon (ug/L) - TW4	2022/03/14	<MDL 0.02	20.0	No	No
Dicamba (ug/L) - TW3	2022/03/14	<MDL 0.2	120.0	No	No
Dicamba (ug/L) - TW4	2022/03/14	<MDL 0.2	120.0	No	No
1,2-Dichlorobenzene (ug/L) - TW3	2022/03/14	<MDL 0.41	200.0	No	No
1,2-Dichlorobenzene (ug/L) - TW4	2022/03/14	<MDL 0.41	200.0	No	No

1,4-Dichlorobenzene (ug/L) - TW3	2022/03/14	<MDL 0.36	5.0	No	No
1,4-Dichlorobenzene (ug/L) - TW4	2022/03/14	<MDL 0.36	5.0	No	No
1,2-Dichloroethane (ug/L) - TW3	2022/03/14	<MDL 0.35	5.0	No	No
1,2-Dichloroethane (ug/L) - TW4	2022/03/14	<MDL 0.35	5.0	No	No
1,1-Dichloroethylene (ug/L) - TW3	2022/03/14	<MDL 0.33	14.0	No	No
1,1-Dichloroethylene (ug/L) - TW4	2022/03/14	<MDL 0.33	14.0	No	No
Dichloromethane (Methylene Chloride) (ug/L) - TW3	2022/03/14	<MDL 0.35	50.0	No	No
Dichloromethane (Methylene Chloride) (ug/L) - TW4	2022/03/14	<MDL 0.35	50.0	No	No
2,4-Dichlorophenol (ug/L) - TW3	2022/03/14	<MDL 0.15	900.0	No	No
2,4-Dichlorophenol (ug/L) - TW4	2022/03/14	<MDL 0.15	900.0	No	No
2,4-Dichlorophenoxy acetic acid (2,4-D) (ug/L) - TW3	2022/03/14	<MDL 0.19	100.0	No	No
2,4-Dichlorophenoxy acetic acid (2,4-D) (ug/L) - TW4	2022/03/14	<MDL 0.19	100.0	No	No
Diclofop-methyl (ug/L) - TW3	2022/03/14	<MDL 0.4	9.0	No	No
Diclofop-methyl (ug/L) - TW4	2022/03/14	<MDL 0.4	9.0	No	No
Dimethoate (ug/L) - TW3	2022/03/14	<MDL 0.06	20.0	No	No
Dimethoate (ug/L) - TW4	2022/03/14	<MDL 0.06	20.0	No	No
Diquat (ug/L) - TW3	2022/03/14	<MDL 1.0	70.0	No	No
Diquat (ug/L) - TW4	2022/03/14	<MDL 1.0	70.0	No	No
Diuron (ug/L) - TW3	2022/03/14	<MDL 0.03	150.0	No	No
Diuron (ug/L) - TW4	2022/03/14	<MDL 0.03	150.0	No	No
Glyphosate (ug/L) - TW3	2022/03/14	<MDL 1.0	280.0	No	No
Glyphosate (ug/L) - TW4	2022/03/14	<MDL 1.0	280.0	No	No
Malathion (ug/L) - TW3	2022/03/14	<MDL 0.02	190.0	No	No
Malathion (ug/L) - TW4	2022/03/14	<MDL 0.02	190.0	No	No
Metolachlor (ug/L) - TW3	2022/03/14	<MDL 0.01	50.0	No	No
Metolachlor (ug/L) - TW4	2022/03/14	<MDL 0.01	50.0	No	No
Metribuzin (ug/L) - TW3	2022/03/14	<MDL 0.02	80.0	No	No
Metribuzin (ug/L) - TW4	2022/03/14	<MDL 0.02	80.0	No	No
Monochlorobenzene (Chlorobenzene) (ug/L) - TW3	2022/03/14	<MDL 0.3	80.0	No	No
Monochlorobenzene (Chlorobenzene) (ug/L) - TW4	2022/03/14	<MDL 0.3	80.0	No	No
Paraquat (ug/L) - TW3	2022/03/14	<MDL 1.0	10.0	No	No
Paraquat (ug/L) - TW4	2022/03/14	<MDL 1.0	10.0	No	No
PCB (ug/L) - TW3	2022/03/14	<MDL 0.04	3.0	No	No
PCB (ug/L) - TW4	2022/03/14	<MDL 0.04	3.0	No	No
Pentachlorophenol (ug/L) - TW3	2022/03/14	<MDL 0.15	60.0	No	No
Pentachlorophenol (ug/L) - TW4	2022/03/14	<MDL 0.15	60.0	No	No
Phorate (ug/L) - TW3	2022/03/14	<MDL 0.01	2.0	No	No
Phorate (ug/L) - TW4	2022/03/14	<MDL 0.01	2.0	No	No
Picloram (ug/L) - TW3	2022/03/14	<MDL 1.0	190.0	No	No
Picloram (ug/L) - TW4	2022/03/14	<MDL 1.0	190.0	No	No
Prometryne (ug/L) - TW3	2022/03/14	<MDL 0.03	1.0	No	No
Prometryne (ug/L) - TW4	2022/03/14	<MDL 0.03	1.0	No	No

Simazine (ug/L) - TW3	2022/03/14	<MDL 0.01	10.0	No	No
Simazine (ug/L) - TW4	2022/03/14	<MDL 0.01	10.0	No	No
Terbufos (ug/L) - TW3	2022/03/14	<MDL 0.01	1.0	No	No
Terbufos (ug/L) - TW4	2022/03/14	<MDL 0.01	1.0	No	No
Tetrachloroethylene (ug/L) - TW3	2022/03/14	<MDL 0.35	10.0	No	No
Tetrachloroethylene (ug/L) - TW4	2022/03/14	<MDL 0.35	10.0	No	No
2,3,4,6-Tetrachlorophenol (ug/L) - TW3	2022/03/14	<MDL 0.2	100.0	No	No
2,3,4,6-Tetrachlorophenol (ug/L) - TW4	2022/03/14	<MDL 0.2	100.0	No	No
Triallate (ug/L) - TW3	2022/03/14	<MDL 0.01	230.0	No	No
Triallate (ug/L) - TW4	2022/03/14	<MDL 0.01	230.0	No	No
Trichloroethylene (ug/L) - TW3	2022/03/14	<MDL 0.44	5.0	No	No
Trichloroethylene (ug/L) - TW4	2022/03/14	<MDL 0.44	5.0	No	No
2,4,6-Trichlorophenol (ug/L) - TW3	2022/03/14	<MDL 0.25	5.0	No	No
2,4,6-Trichlorophenol (ug/L) - TW4	2022/03/14	<MDL 0.25	5.0	No	No
2-methyl-4-chlorophenoxyacetic acid (MCPA) (ug/L) - TW3	2022/03/14	<MDL 0.12	100.0	No	No
2-methyl-4-chlorophenoxyacetic acid (MCPA) (ug/L) - TW4	2022/03/14	<MDL 0.12	100.0	No	No
Trifluralin (ug/L) - TW3	2022/03/14	<MDL 0.02	45.0	No	No
Trifluralin (ug/L) - TW4	2022/03/14	<MDL 0.02	45.0	No	No
Vinyl Chloride (ug/L) - TW3	2022/03/14	<MDL 0.17	1.0	No	No
Vinyl Chloride (ug/L) - TW4	2022/03/14	<MDL 0.17	1.0	No	No
DISTRIBUTION WATER					
Trihalomethane: Total (ug/L) Annual Average - DW	2022	18.75	100.0	No	No
HAA Total (ug/L) Annual Average - DW	2022	8.95	80.0	No	No

Maintenance Summary

OCWA uses a risk-based preventative maintenance framework that ensures assets are maintained to manufacturer's and/or industry standards. Maintenance is completed using various tools and operational supports.

OCWA uses a Work Tracking Database (Maximo). Maximo is a maintenance tracking system that can generate work orders as well as give summaries of completed and scheduled work. During the year, the operating authority at the facility generates scheduled work orders on a weekly, monthly and annual basis. The service work is recorded in the work order history. This ensures routine and preventive maintenance is carried out. Emergency and capital repair maintenance is completed and added to the system.

Capital projects are listed and provided to the Corporation of the Municipality of Centre Hastings in the form of a "Capital Forecast". This list is developed by facility staff and provides recommendations for facility components requiring upgrading or improvement.

Preventative/Weekly Maintenance Work Orders Completed	292
Operational Maintenance Work Orders Completed	25
Capital Maintenance Work Orders Completed	10

Maintenance Highlights: major expenses incurred to install, repair or replace required equipment

UV Parts and Maintenance
Floor Repair
Well Pump Replacement

QEMS

A Re-Accreditation audit was conducted by QMI-SAI Canada Limited on June 3rd, 2022. The Corporation of the Municipality of Centre Hastings Quality Management System conforms to the Standard.

Water Taking and Transfer Data

Data for the reporting period of January 1, 2022 December 31, 2022 was submitted electronically to the Ministry of the Environment and Climate Change on January 27th, 2023 under Permit to Take Water #2660-B5FQPP.

The screenshot displays the WTRS web interface. At the top, there are logos for Ontario, environet, and WTRS, along with the text 'Ministry of the Environment, Conservation and Parks'. A navigation bar includes links for 'WT DATA', 'USER PROFILE', 'CONTACT US', 'HELP', 'HOME', and 'LOGOUT'. The breadcrumb trail shows 'Location: WTRS / WT DATA / Input WT Record' and the identifier 'WTRS-WT-008'. A green-bordered box contains the message 'Water Taking Data submitted successfully.' Below this, a 'Confirmation:' section thanks the user and provides details: Permit Number: 2660-B5FQPP, Permit Holder: THE CORPORATION OF THE MUNICIPALITY OF CENTRE HASTINGS, and Received on: Jan 27, 2023 10:24 AM. A disclaimer states that the confirmation indicates data receipt but does not constitute acceptance. Two buttons, 'Print Confirmation' and 'Return to Main Page', are located at the bottom of the confirmation area. The footer includes 'ONTARIO CLEAN WATER AGENCY | 2023/01/27', version information (v4.5.0.21), and a copyright notice for Queen's Printer for Ontario.