

# Madoc Drinking Water System Annual Water Report

Reporting period of January 1, 2020 – December 31, 2020

Prepared For: Corporation of the Municipality of  
Centre Hastings

Prepared By:  **Ontario Clean Water Agency**  
**Agence Ontarienne Des Eaux**

This report has been prepared to satisfy the annual reporting requirements of the Provincial Regulations and Guidelines established by the Ministry of the Environment in the Province of Ontario including the section 11 and Schedule 22 reports identified in O.Reg 170/03, Drinking Water Systems Regulation and the Permit to Take Water Reports identified in O.Reg 387/04, Water Taking and Transfer Regulation.

## Table of Contents

Compliance Report Card .....	3
Report Availability.....	3
Quality Control Measures .....	4
System Process Description .....	4
Raw Source.....	4
Treatment .....	4
Treatment Chemicals used during the reporting year: .....	5
Summary of Non-Compliance.....	5
Non-Compliance Identified in a Ministry Inspection:.....	5
Adverse Water Quality Incidents .....	5
Non-Compliance .....	5
Flows .....	5
Raw Water Flows .....	6
Regulatory Sample Results Summary .....	7
Microbiological Testing.....	8
Operational Testing.....	8
Additional Legislated Samples .....	9
Lead Sampling .....	9
Inorganic Parameters.....	10
Organic Parameters .....	11
Maintenance Summary.....	12
Maintenance Highlights .....	12
QEMS.....	13
Water Taking and Transfer Data .....	13

## Compliance Report Card

Drinking Water System Number:	220001575
System Owner:	Corporation of the Municipality of Centre Hastings
Operating Authority:	Ontario Clean Water Agency
Drinking Water System Category:	Large Municipal Residential
Reporting Period:	January 1, 2020 – December 31, 2020

## Report Availability

<b>Population Served:</b>	<b>&lt; 10,000</b>
Website where the annual report can be viewed by the public:	www.centrehastings.com
Alternate location where annual report will be available for inspection and is free of charge:	Municipal Office
How are system users notified that the annual report is available and is free of charge?	Public access/notice via Municipal Website
Number of Designated Facilities served:	None
Has a copy of this report been provided to all Designated Facilities?	N/A
Number of Interested Parties reported to:	N/A
Has a copy of this report been provided to all Interested Parties?	N/A
The following Drinking-Water Systems receive drinking water from this system:	N/A
Has a copy of this report been provided to connected owners?	N/A

Event Summary	# of Events	Date	Details
<b>Ministry of Environment Inspections</b>	2	Jan 8 <sup>th</sup> , 2020	Announced – Detailed Drinking Water Inspection – Final Inspection Rating of 99.22%
		Nov 10 <sup>th</sup> , 2020	Announced – Detailed Drinking Water Inspection – Final Inspection Rating of 100%
<b>Ministry of Labour Inspections</b>	0		
<b>DWQMS Audits</b>	1	Jul 20 <sup>th</sup> , 2020	Surveillance Systems Audit performed by SAI Global
<b>AWQI's</b>	0		
<b>Non-Compliance</b>	1	Nov 18 <sup>th</sup> -27 <sup>th</sup> , 2020	UV Monitoring
<b>Community Complaints</b>	0		
<b>Spills</b>	1	Dec 9 <sup>th</sup> , 2020	Water Tower overflow due to the loss of heat in the building causing the line that runs to the Pribusin to freeze.

## Quality Control Measures

Corporation of the Municipality of Centre Hastings facilities are part of OCWA's operational Trent Valley Hub. The facilities are supported by hub, regional and corporate resources. Operational Services are delivered by OCWA staff that live and work in the surrounding area. OCWA operates facilities in compliance with applicable regulations. The facility has comprehensive manuals detailing operations, maintenance, instrumentation, and emergency procedures. All procedures are treated as active documents, with annual reviews.

OCWA has additional "Value Added" and operational support services that Corporation of the Municipality of Centre Hastings benefits from including:

- Access to a network of operational compliance and support experts at the regional and corporate level, as well as affiliated programs that include the following:
  - Quality & Environmental Management System, Occupational Health & Safety System and an internal compliance audit system.
  - Process Data Collection (PDC) and PDM (WISKI) facility operating information repository, which consolidates field data, online instrumentation, and electronic receipt of lab test results for reporting, tracking and analysis.
  - Work Management System (WMS) tracks and reports maintenance activities, and creates predictive and preventative reports.
  - Outpost 5 wide-area SCADA system allows for process optimization and data logging, process trending, remote alarming and optimization of staff time.
- Client reporting which includes operational data, equipment inventory, financial statements, maintenance work orders, and capital status reports
- Site-Specific Contingency Plans and Standard Operating Procedures
- Use of accredited laboratories
- Access to a network of operational compliance and support experts at the hub, region and corporate level
- Additional support in response to unusual circumstances, and extra support in an emergency.
- Use of sampling schedules for external laboratory sampling

## System Process Description

### Raw Source

Raw water source for the Madoc Drinking Water System are two groundwater wells. The Rollins Well (Well 3) is considered the main water supply well, while the Marmora Well (Well 4) is proposed as a secondary standby well.

### Treatment

Madoc Drinking Water System is a two well supply system, Well # 3– Rollins Street and Well #4 – Marmora Street. Both wells are considered to be groundwater under the direct influence of surface water (GUDI).

Well #3 treatment system consists of a dual train cartridge filtration system and an ultraviolet light system for primary treatment and sodium hypochlorite as the secondary disinfectant. Well #3 is equipped with on-line alarmed continuous analyzers for treated water free chlorine residual and turbidity.

The Well #4 treatment system consists of a dual train cartridge filtration system and an ultraviolet light system along with an arsenic removal system. The primary disinfection process consists of the cartridge filtration system and ultraviolet system while sodium hypochlorite is the secondary disinfectant. Well #4 is equipped with on-line alarmed continuous analyzers for treated water free chlorine residual and turbidity.

Distribution free chlorine residual is continuously monitored with an on-line alarmed chlorine analyzer. Both facilities contain a well pump lock out system in the case disinfection failure.

Well #2 was decommissioned in August 2020 and is no longer operational.

**Treatment Chemicals used during the reporting year:**

Chemical Name	Use	Supplier
Sodium Hypochlorite	Disinfection	Brenntag

**Summary of Non-Compliance**

**Non-Compliance Identified in a Ministry Inspection:**

Ministry of Environment Inspection Rating: 99.22% & 100%

Legislation	requirement(s) system failed to meet	duration of the failure (i.e. date(s))	Corrective Action	Status
Municipal Drinking Water License	Schedule C, Section 1.6 of MDWL 153-101, Issue 3 requires that flow rate, UV intensity and UV lamp status be recorded once every four hours or less. UV intensity is continually monitored and will lock out the plant if the UV falls below 31.4 W/m <sup>2</sup>	November 18 <sup>th</sup> - 27 <sup>th</sup> , 2019	Alarms have been set up that will trigger and page the on-call operator if we lose trending from either UV unit ensuring that recording will ensue as required per the MDWL.	Complete

**Adverse Water Quality Incidents**

Date	AWQI #	Cause			Corrective Action Taken
		Parameter	Result	Exceedance of	
N/A					

**Non-Compliance**

Legislation	requirement(s) system failed to meet	duration of the failure	Corrective Action	Status
N/A				

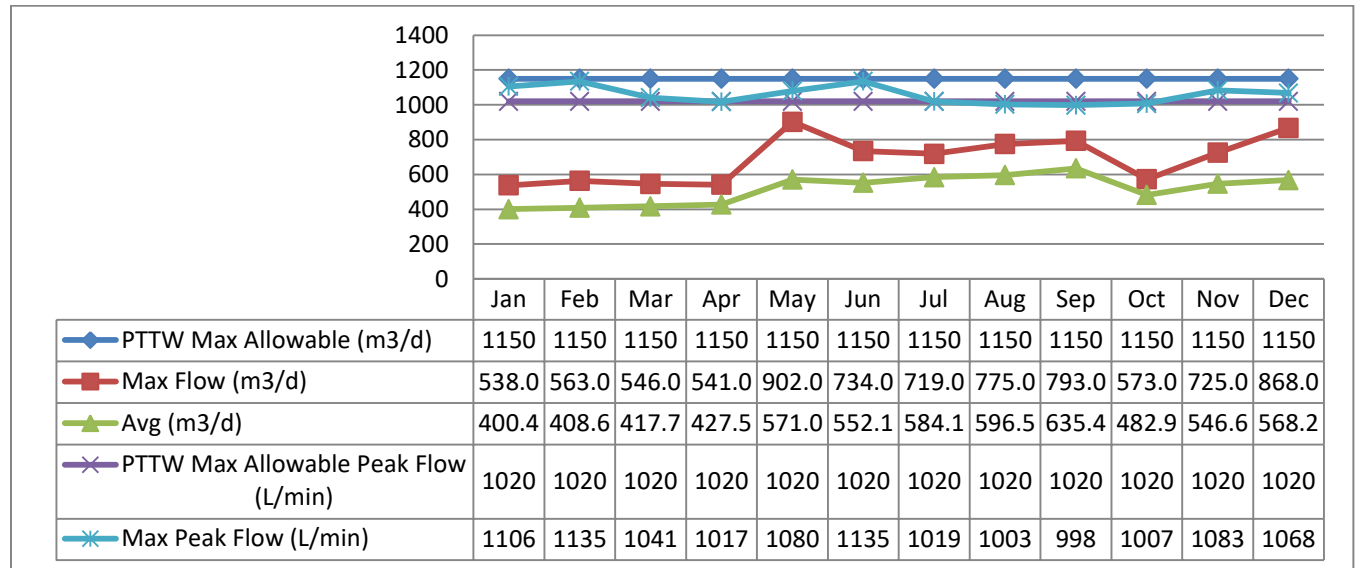
**Flows**

The Madoc Drinking Water System has a rated capacity for Rollins Street Pump house - 1,469m<sup>3</sup>/day and Marmora Street Pump house - 1470m<sup>3</sup>/day. Additional flow data can be found under the Water Taking and Transfer Data.

### Raw Water Flows

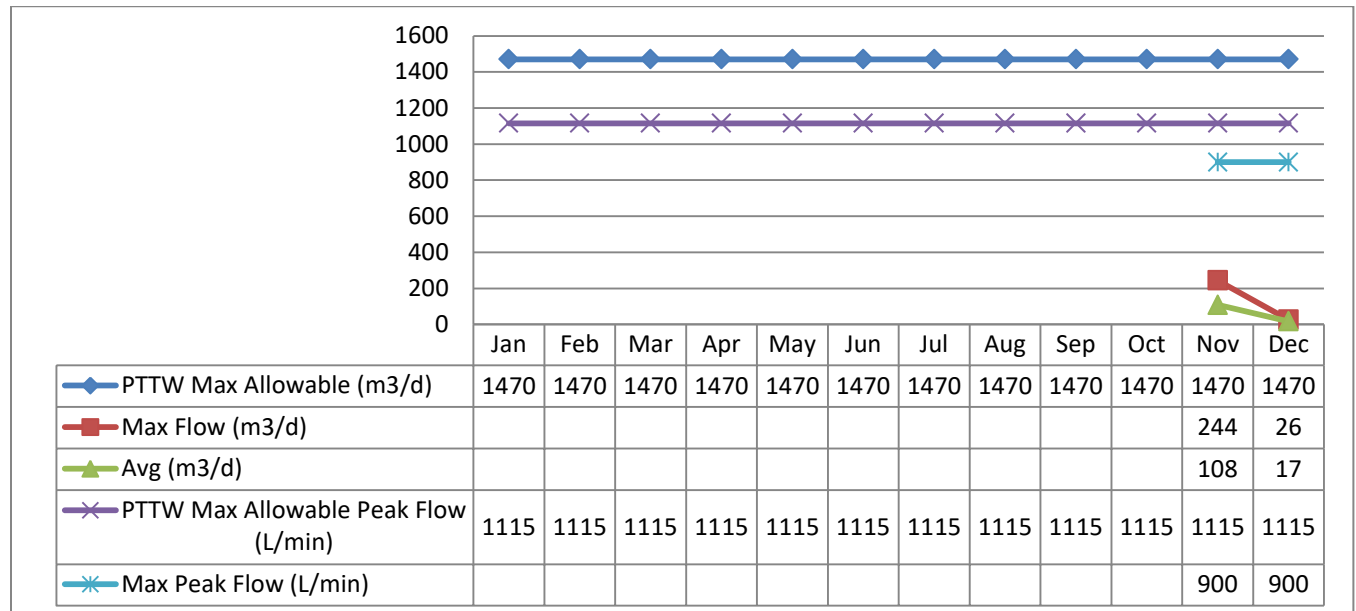
The Raw Water flows are regulated under the Permit to Take Water.

#### Raw Water Volume Taken: RW3



The above table shows there were spikes in instantaneous peak flow rate (L/min) and max flow rate these occurrences were caused during pump start-up/pump to waste. The Peak Flow rate was increased in May 2020 during scheduled flow meter calibrations.

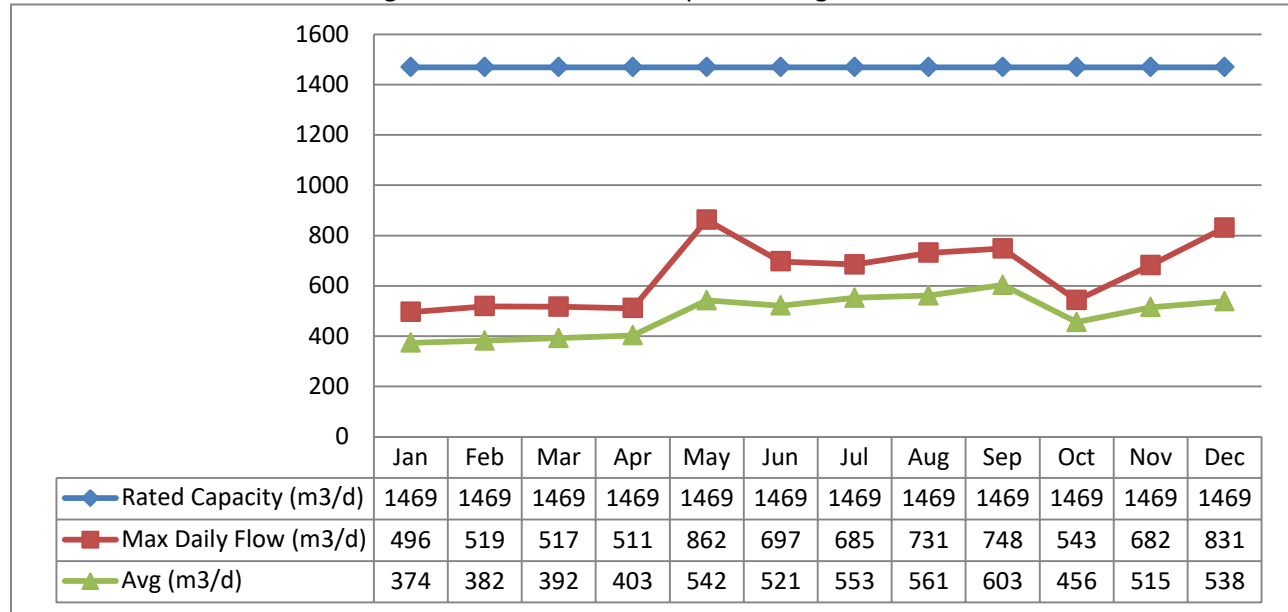
#### Raw Water Daily Rate of Taking: RW4



The Marmora Well #4 did not run sufficiently in 2020 to gain reportable data.

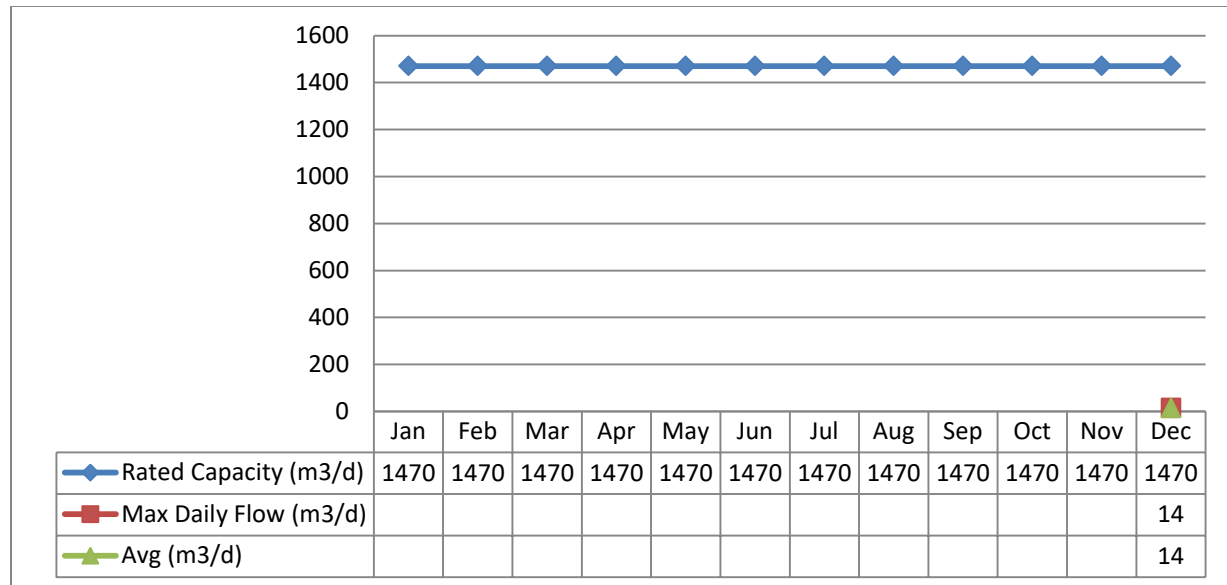
### Treated Water Flows - TW3

The Treated Water flows are regulated under the Municipal Drinking Water License.



### Treated Water Flows - TW4

The Treated Water flows are regulated under the Municipal Drinking Water License.



The Marmora Well #4 did not run sufficiently in 2020 to gain reportable data.

### Regulatory Sample Results Summary

- RW3 = Raw Water Well 3
- TW3 = Treated Water Well 3
- RW4 = Raw Water Well 4
- TW4 = Treated Water Well 4

- DW = Distribution Water

### Microbiological Testing

Location	Number of Samples	E. Coli Results (min) - (max)	Total Coliform Results (min) – (max)	Number of HPC Samples	HPC Results (min) - (max)
Raw – RW3	52	0 – 7	0 – 72	~	~
Raw – RW4	7*	0 – 0	0 – 9	~	~
Treated - TW3	52	0 - 0	0 – 0	52	0 –1
Treated- TW4	2	0 - 0	0 - 0	2	0 - 1
Distribution - DW	130	0 - 0	0 - 0	130	0 - 12

\* Well 4 ran to distribution for approximately 15 minutes in December 2020 and was not fully placed in operation until 2021. Sampling of the new well began in November 2020.

### Operational Testing

#### On-Line

Parameter	Range of Results (min # - max #)
Turbidity, Well #3 Filter Effluent Train # 1 (NTU)	0.00 – 2.00 NTU*
Turbidity, Well #3 Filter Effluent Train # 2 (NTU)	0.00 – 2.00 NTU*
Chlorine, Well #3 Treated	0.00 – 3.32mg/L*
Total Chlorine, Distribution	0.00 – 5.00 mg/L*
Free Chlorine, Distribution	0.00 – 2.43 mg/L
Turbidity, Well #4 Filter Effluent Train # 1 (NTU)	0.00 – 5.00 NTU*
Turbidity, Well #4 Filter Effluent Train # 2 (NTU)	0.00 – 5.00 NTU*
Chlorine, Well #4 Treated	0.00 – 3.89 mg/L*

\* Instrument spikes and dips recorded by on-line instrumentation were a result of air bubbles and various maintenance and calibration activities. Power interruptions may also cause an instrument reading to drop to zero. All events are reviewed for compliance with O. Reg. 170/03 and if warranted, are reported to the Ministry of Environment as Adverse Water Quality Incidents.

#### In-House

Parameter	# of grab samples taken	Range of Results (min # - max #)
Raw Water Turbidity grabs - Well 3	12	0.11 – 0.22 NTU
Raw Water UVT grabs – Well 3	12	94.30 – 96.20 %
Raw Water Turbidity grabs - Well 4	1	0.22 – 0.22 NTU
Raw Water UVT grabs – Well 4	1	96.40 – 96.40 %
Well #3 Treated Water Free Chlorine	52	1.68 – 2.6 mg/L
Well #3 Treated Water Total Chlorine	52	1.94 – 3.10 mg/L
Well #4 Treated Water Free Chlorine	2	1.95 – 2.2 mg/L
Well #4 Treated Water Total Chlorine	2	2.20 – 2.40 mg/L
Distribution Free Chlorine	134	0.44 – 2.62 mg/L
Distribution Total Chlorine	132	1.07 – 2.96 mg/L



### Additional Legislated Samples

Date of Legal Instrument issued	Parameter	Sample Location	# of grab samples taken	Range of Results (min # - max #)
<b>MDWL : 153-101 Drinking Water Health Related Parameters</b>	Antimony (ug/L)	RW 3	1	1.03
		RW 4	1	0.47
		TW 3	1	0.71
		TW 4	1	0.10
		DW	1	0.98
<b>MDWL : 153-101 Drinking Water Non-Health Related Parameters</b>	Organic Nitrogen (mg/L)	RW 3	4	0.05 - 0.08
		RW 4	n/a	
	Dissolved Organic Carbon (mg/L)	RW 3	4	2.0 – 2.0
		RW 4	n/a	
	Ammonia (mg/L)	RW 4	1	0.04
<b>Additional Samples</b>	Total Kjeldahl Nitrogen (N) (mg/L)	RW 3	4	0.05-0.09
	Total Ammonia Nitrogen (mg/L)	RW 3	4	0.4-0.04
	Fluoride	TW	Fluoride is not used at this facility	

Marmora St. Well 4 was placed into full operation in January of 2021, there were no quarterly samples taken during 2020.

### Lead Sampling

The Lead Sampling Program is required under O.Reg 170/03. This system qualified for the plumbing exemption. This facility is on a reduced sampling schedule and lead is sampled every 36 months, the last samples were taken in 2019.

Location	Date	Lead (ug/L)	pH	Alkalinity (mg/L) as CaCO <sub>3</sub>
<b>Limits/Ranges</b>		<b>10.0</b>	<b>6.5-8.5</b>	<b>30-500</b>
Hydrant #82	16-Mar-20	--	7.80	253
Hydrant #74	16-Mar-20	--	7.90	270
Hydrant #74	14-Sept-20	--	7.80	299
Hydrant #82	14-Sept-20	--	7.80	323

### Inorganic Parameters

- MAC = Maximum Allowable Concentration as per O.Reg 169/03
- BDL = Below the laboratory detection level
- Fluoride and Sodium are only required to be tested every 60 months.

Parameter	Sample Date	Result Value	MAC	Exceedance	
				MAC	½ MAC
Antimony: Sb (ug/L) - TW3	2020/03/23	0.71	6.0	No	No
Antimony: Sb (ug/L) - TW4	2020/11/23	<MDL 0.9	6.0	No	No
Arsenic: As (ug/L) - TW3	2020/03/23	2.0	10.0	No	No
Arsenic: As (ug/L) - TW4	2020/11/23	<MDL 0.2	10.0	No	No
Barium: Ba (ug/L) - TW3	2020/03/23	116.0	1000.0	No	No
Barium: Ba (ug/L) - TW4				No	No
Boron: B (ug/L) - TW3	2020/03/23	14.0	5000.0	No	No
Boron: B (ug/L) - TW4				No	No
Cadmium: Cd (ug/L) - TW3	2020/03/23	0.078	5.0	No	No
Cadmium: Cd (ug/L) - TW4				No	No
Chromium: Cr (ug/L) - TW3	2020/03/23	0.12	50.0	No	No
Chromium: Cr (ug/L) - TW4				No	No
Mercury: Hg (ug/L) - TW3	2020/03/23	<MDL 0.01	1.0	No	No
Mercury: Hg (ug/L) - TW4				No	No
Selenium: Se (ug/L) - TW3	2020/03/23	0.22	50.0	No	No
Selenium: Se (ug/L) - TW4				No	No
Uranium: U (ug/L) - TW3	2020/03/23	0.7	20.0	No	No
Uranium: U (ug/L) - TW4				No	No
<b>Additional Inorganics</b>					
Nitrite (mg/L) - TW3	2020/01/06	<MDL 0.003	1.0	No	No
Nitrite (mg/L) - TW3	2020/04/06	<MDL 0.003	1.0	No	No
Nitrite (mg/L) - TW3	2020/07/06	<MDL 0.003	1.0	No	No
Nitrite (mg/L) - TW3	2020/10/05	<MDL 0.003	1.0	No	No
Nitrate (mg/L) - TW3	2020/01/06	2.67	10.0	No	No
Nitrate (mg/L) - TW3	2020/04/06	1.14	10.0	No	No
Nitrate (mg/L) - TW3	2020/07/06	2.16	10.0	No	No
Nitrate (mg/L) - TW3	2020/10/05	1.64	10.0	No	No
Nitrite (mg/L) - TW4	2020/03/04	0.04	1.0	No	No
Nitrate (mg/L) - TW4	2020/03/04	0.006	10.0	No	No
<b>60 Month Sampling</b>					
Sodium(mg/L)-TW3	2018/07/25	63.7	20.0	Yes	Yes
Fluoride(mg/L)-TW3	2018/06/25	0.45	1.50	No	No

\*There is no "MAC" for Sodium. The aesthetic objective for sodium in drinking water is 200 mg/L. The local Medical Officer of Health should be notified when the sodium concentration exceeds 20 mg/L so that this information may be communicated to local physicians for their use with patients on sodium restricted diets.

### Organic Parameters

- MAC = Maximum Allowable Concentration as per O.Reg 169/03
- BDL = Below the laboratory detection level

Parameter	Sample Date	Result Value	MAC	Exceedance	
				MAC	½ MAC
Alachlor (ug/L) - TW3	2020/03/23	<MDL 0.02	5.00	No	No
Atrazine + N-dealkylated metabolites (ug/L) - TW3	2020/03/23	<MDL 0.01	5.00	No	No
Azinphos-methyl (ug/L) - TW3	2020/03/23	<MDL 0.05	20.00	No	No
Benzene (ug/L) - TW3	2020/03/23	<MDL 0.32	1.00	No	No
Benzo(a)pyrene (ug/L) - TW3	2020/03/23	<MDL 0.004	0.01	No	No
Bromoxynil (ug/L) - TW3	2020/03/23	<MDL 0.33	5.00	No	No
Carbaryl (ug/L) - TW3	2020/03/23	<MDL 0.05	90.00	No	No
Carbofuran (ug/L) - TW3	2020/03/23	<MDL 0.01	90.00	No	No
Carbon Tetrachloride (ug/L) - TW3	2020/03/23	<MDL 0.17	2.00	No	No
Chlorpyrifos (ug/L) - TW3	2020/03/23	<MDL 0.02	90.00	No	No
Diazinon (ug/L) - TW3	2020/03/23	<MDL 0.02	20.00	No	No
Dicamba (ug/L) - TW3	2020/03/23	<MDL 0.2	120.00	No	No
1,2-Dichlorobenzene (ug/L) - TW3	2020/03/23	<MDL 0.41	200.00	No	No
1,4-Dichlorobenzene (ug/L) - TW3	2020/03/23	<MDL 0.36	5.00	No	No
1,2-Dichloroethane (ug/L) - TW3	2020/03/23	<MDL 0.35	5.00	No	No
1,1-Dichloroethylene (ug/L) - TW3	2020/03/23	<MDL 0.33	14.00	No	No
Dichloromethane (Methylene Chloride) (ug/L) - TW3	2020/03/23	<MDL 0.35	50.00	No	No
2,4-Dichlorophenol (ug/L) - TW3	2020/03/23	<MDL 0.15	900.00	No	No
2,4-Dichlorophenoxy acetic acid (2,4-D) (ug/L) - TW3	2020/03/23	<MDL 0.19	100.00	No	No
Diclofop-methyl (ug/L) - TW3	2020/03/23	<MDL 0.4	9.00	No	No
Dimethoate (ug/L) - TW3	2020/03/23	<MDL 0.06	20.00	No	No
Diquat (ug/L) - TW3	2020/03/23	<MDL 1.0	70.00	No	No
Diuron (ug/L) - TW3	2020/03/23	<MDL 0.03	150.00	No	No
Glyphosate (ug/L) - TW3	2020/03/23	<MDL 1.0	280.00	No	No
Malathion (ug/L) - TW3	2020/03/23	<MDL 0.02	190.00	No	No
Metolachlor (ug/L) - TW3	2020/03/23	<MDL 0.01	50.00	No	No
Metribuzin (ug/L) - TW3	2020/03/23	<MDL 0.02	80.00	No	No
Monochlorobenzene (Chlorobenzene) (ug/L) - TW3	2020/03/23	<MDL 0.3	80.00	No	No
Paraquat (ug/L) - TW3	2020/03/23	<MDL 1.0	10.00	No	No
PCB (ug/L) - TW3	2020/03/23	<MDL 0.04	3.00	No	No
Pentachlorophenol (ug/L) - TW3	2020/03/23	<MDL 0.15	60.00	No	No
Phorate (ug/L) - TW3	2020/03/23	<MDL 0.01	2.00	No	No
Picloram (ug/L) - TW3	2020/03/23	<MDL 1.0	190.00	No	No

Prometryne (ug/L) - TW3	2020/03/23	<MDL 0.03	1.00	No	No
Simazine (ug/L) - TW3	2020/03/23	<MDL 0.01	10.00	No	No
Terbufos (ug/L) - TW3	2020/03/23	<MDL 0.01	1.00	No	No
Tetrachloroethylene (ug/L) - TW3	2020/03/23	<MDL 0.35	10.00	No	No
2,3,4,6-Tetrachlorophenol (ug/L) - TW3	2020/03/23	<MDL 0.2	100.00	No	No
Triallate (ug/L) - TW3	2020/03/23	<MDL 0.01	230.00	No	No
Trichloroethylene (ug/L) - TW3	2020/03/23	<MDL 0.44	5.00	No	No
2,4,6-Trichlorophenol (ug/L) - TW3	2020/03/23	<MDL 0.25	5.00	No	No
(MCPA) (ug/L) - TW3	2020/03/23	<MDL 0.12	45.00	No	No
Trifluralin (ug/L) - TW3	2020/03/23	<MDL 0.02	1.00	No	No
Vinyl Chloride (ug/L) - TW3	2020/03/23	<MDL 0.17	100.00	No	No
<b>DISTRIBUTION WATER</b>					
Trihalomethane: Total (ug/L) Annual Average - DW	2020/01/01	23.5	100.00	No	No
HAA Total (ug/L) Annual Average - DW	2020/01/01	11.85	80	No	No

\*The Marmora Well #4 was put online but did not run sufficiently in 2020 to gain reportable data.

## Maintenance Summary

OCWA uses a risk-based preventative maintenance framework that ensures assets are maintained to manufacturer’s and/or industry standards. Maintenance is completed using various tools and operational supports.

OCWA uses a Work Tracking Database (Maximo). Maximo is a maintenance tracking system that can generate work orders as well as give summaries of completed and scheduled work. During the year, the operating authority at the facility generates scheduled work orders on a weekly, monthly and annual basis. The service work is recorded in the work order history. This ensures routine and preventive maintenance is carried out. Emergency and capital repair maintenance is completed and added to the system.

Capital projects are listed and provided to the Corporation of the Municipality of Centre Hastings in the form of a “Capital Forecast”. This list is developed by facility staff and provides recommendations for facility components requiring upgrading or improvement.

Preventative/Weekly Maintenance Work Orders Completed	257
Operational Maintenance Work Orders Completed	14
Capital Maintenance Work Orders Completed	12

## Maintenance Highlights: major expenses incurred to install, repair or replace required equipment

Filters - Well 3
Analog Input Isolators
Water Sampling New Well
UV Part and Maintenance
Emergency Water Line Repair - Well 3

## QEMS

A Surveillance Systems audit was conducted by QMI-SAI Canada Limited on July 20<sup>th</sup>, 2020. The Corporation of the Municipality of Centre Hastings Quality Management System conforms to the Standard.

## Water Taking and Transfer Data

Data for the reporting period of January 1, 2020 December 31, 2020 was submitted electronically to the Ministry of the Environment and Climate Change on Jan 29, 2021 under Permit to Take Water #2660-B5FQPP.

The screenshot displays the WTRS web interface. At the top left is the Ontario logo. In the center is the 'environet WTRS' logo. At the top right is the text 'Ministry of the Environment, Conservation and Parks'. Below the logos is a navigation bar with links: 'WT DATA | USER PROFILE | CONTACT US | HELP | HOME | LOGOUT |'. Below the navigation bar is a breadcrumb trail: 'Location: WTRS / WT DATA / Input WT Record' and a session ID 'WTRS-WT-008'. A green-bordered box contains the message 'Water Taking Data submitted successfully.' Below this is a 'Confirmation:' section with the following text: 'Thank you for submitting your water taking data online. Permit Number: 2660-B5FQPP. Permit Holder: THE CORPORATION OF THE MUNICIPALITY OF CENTRE HASTINGS. Received on: Jan 29, 2021 11:08 AM. This confirmation indicates that your data has been received by the Ministry, but should not be construed as acceptance of this data if it differs from that specified on the Permit Number, assigned to the Permit Holder stated above.' At the bottom of the confirmation section are two buttons: 'Print Confirmation' and 'Return to Main Page'. In the footer, it says 'ONTARIO CLEAN WATER AGENCY | 2021/01/29 version: v4.5.0.21 (build#: 22) Last modified: 2018/09/18'. At the very bottom left is the Ontario logo and text 'This site maintained by the Government of Ontario'. At the bottom right is the copyright notice '©2021 Queen's Printer for Ontario'.